

Twitter Trending Topic Classification

Kathy Lee, Diana Palsetia, Ramanathan Narayanan, Md. Mostofa Ali Patwary, Ankit Agrawal, and Alok Choudhary
Department of Electrical Engineering and Computer Science
Northwestern University, Evanston, IL 60208 USA
 Email: {kml649, drp925, ran310, mpatwary, ankitag, choudhar}@eecs.northwestern.edu

Abstract—With the increasing popularity of microblogging sites, we are in the era of information explosion. As of June 2011, about 200 million tweets are being generated every day. Although Twitter provides a list of most popular topics people tweet about known as *Trending Topics* in real time, it is often hard to understand what these trending topics are about. Therefore, it is important and necessary to classify these topics into general categories with high accuracy for better information retrieval.

To address this problem, we classify Twitter Trending Topics into 18 general categories such as *sports, politics, technology*, etc. We experiment with 2 approaches for topic classification; (i) the well-known *Bag-of-Words* approach for text classification and (ii) network-based classification. In text-based classification method, we construct word vectors with trending topic definition and tweets, and the commonly used tf-idf weights are used to classify the topics using a Naive Bayes Multinomial classifier. In network-based classification method, we identify top 5 similar topics for a given topic based on the number of common influential users. The categories of the similar topics and the number of common influential users between the given topic and its similar topics are used to classify the given topic using a C5.0 decision tree learner. Experiments on a database of randomly selected 768 trending topics (over 18 classes) show that classification accuracy of up to 65% and 70% can be achieved using text-based and network-based classification modeling respectively.

Keywords—Social Networks, Twitter, Topic Classification

I. INTRODUCTION

Twitter¹ is an extremely popular microblogging site, where users search for timely and social information such as breaking news, posts about celebrities, and trending topics. Users post short text messages called tweets, which are limited by 140 characters in length and can be viewed by user's followers. Anyone who chooses to have other's tweets posted on one's timeline is called a follower. Twitter has been used as a medium for real-time information dissemination and it has been used in various brand campaigns, elections, and as a news media. Since its launch in 2006, the popularity of its use has been dramatically increasing. As of June 2011, about 200 million tweets are being generated every day [1]. When a new topic becomes popular on Twitter, it is listed as a *trending topic*, which may take the form of short phrases (e.g., Michael Jackson)

¹<http://www.twitter.com>

or hashtags (e.g., #election). What the Trend² provides a regularly updated list of trending topics from Twitter. It is very interesting to know what topics are trending and what people in other parts of the world are interested in. However, a very high percentage of trending topics are hashtags, a name of an individual, or words in other languages and it is often difficult to understand what the trending topics are about. It is therefore important to classify these topics into general categories for easier understanding of topics and better information retrieval.



Figure 1. Tweets related to Trending Topic *Boone Logan*.

The trending topic names may or may not be indicative of the kind of information people are tweeting about unless one reads the trend text associated with it. For example, #happyvalentinesday indicates that people are tweeting about Valentines Day. A trend named *Boone Logan* is indicative that tweets are about person named Boone Logan. Anyone who does not follow American Major League Baseball

²<http://www.whatthetrend.com>

(MLB), however, will not know that the information is regarding Boone Logan, who is a pitcher for the New York Yankees unless a few tweets are read from this trending topic as shown in Figure 1. We find that trend names are not indicative of the information being transmitted or discussed either due to obfuscated names or due to regional or domain contexts. To address this problem, we defined 18 general classes: *arts & design*, *books*, *business*, *charity & deals*, *fashion*, *food & drink*, *health*, *holidays & dates*, *humor*, *music*, *politics*, *religion*, *science*, *sports*, *technology*, *tv & movies*, *other news*, and *other*. Our goal is to aid users searching for information on Twitter to look at only smaller subset of trending topics by classifying topics into general classes (e.g., *sports*, *politics*, *books*) for easier retrieval of information. To classify trending topics into these predefined classes, we propose two approaches: the well-known *Bag-of-Words* text classification, and using social network information.

In this paper, we use supervised learning techniques to classify the twitter trending topics. First, we employ a well-known text classification technique called Naive Bayes (NB) [2]. A document in NB would model as the presence and absence of particular words. A variation of NB is Naive Bayes Multinomial (NBM), which considers the frequency of words and can be denoted as:

$$P(c|d) \propto P(c) \prod_{1 \leq k \leq n_d} P(t_k|c), \quad (1)$$

where $P(c|d)$ is the probability of a document d being in class c , $P(c)$ is the prior probability of a document occurring in class c , and $P(t_k|c)$ is the conditional probability of term t_k occurring in a document of class c . A document d in our case is trend definition or tweets related to each trending topic.

Apart from text-based classification, we also incorporate twitter social network information for topic classification. For the latter we make use of topic-specific influential users [3], which are identified using twitter friend-follower network. The influence rank is calculated per topic using a variant of the Weighted Page Rank algorithm [4]. In general, a tweeter is said to have high influence if the sum of the influence of those following him/her is high. The key idea of the proposed network-based approach is to predict the category of a topic knowing the categories of its similar topics. Similar topics are identified using user-similarity metric, which is the cardinality of the intersection of influential users between two topics t_i and t_j divided by the cardinality of top s influencers of topic t_i [3]. We experimented using different classifiers, for example, C5.0 (an improved version of C4.5) [5], k-Nearest Neighbor (kNN) [6], Support Vector Machine (SVM) [7], Logistic Regression [8], and ZeroR (the baseline classifier), and found that C5.0 classifier resulted in the best accuracy on our data set. Experimental results show that both our approaches effectively classify trending topics

with high accuracy, given that it is a 18-class classification problem.

The remainder of this paper is organized as follows. Section II describes some of the related works. Section III presents details of the data and the proposed twitter trending topic classification system. Section IV describes experimental results. Finally, the conclusion and some future directions are presented in Section V.

II. RELATED WORKS

A number of recent papers have addressed the classification of tweets.

Sriram et al. [9] classified tweets to a predefined set of generic classes such as news, events, opinions, deals, and private messages based on author information and domain-specific features extracted from tweets such as presence of shortening of words and slangs, time-event phrases, opinionated words, emphasis on words, currency and percentage signs, “@username” at the beginning of the tweet, and “@username” within the tweet. Genc et al. [10] introduced a wikipedia-based classification technique. The authors classified tweets by mapping message into their most similar Wikipedia pages and calculating semantic distances between messages based on the distances between their closest wikipedia pages. Kinsella et al. [11] included metadata from external hyperlinks for topic classification on a social media dataset. Whereas all these previous works use the characteristics of tweet texts or meta-information from other information sources, our network-based classifier uses topic-specific social network information to find similar topics, and uses categories of similar topics to categorize the target topic.

Sankaranarayanan et al. [12] have built a news processing system that identifies the tweets corresponding to late breaking news. Issues addressed in their work include removing the noise, determining tweet cluster of interest using online methods, and identifying relevant locations associated with the tweets. Yerva et al. [13] classify tweet messages to identify whether they are related to a company or not using company profiles that are generated semi-automatically from external web sources. Whereas all these previous works classify tweets or short text messages into 2 classes, our work classify tweets into 18 general classes such as sports, technology, politics, etc.

Becker et al. [14] explored approaches for distinguishing tweet messages between messages about real-world events and non-event messages. The authors used an online clustering technique to group topically similar tweets together, and computed features that can be used to train a classifier to distinguish between event and non-event clusters.

There has been a lot of research in sentiment classification of short text messages. Go et al. [15] introduced a approach for automatically classifying sentiment of tweets with emoticons using distant supervised learning. Pang et

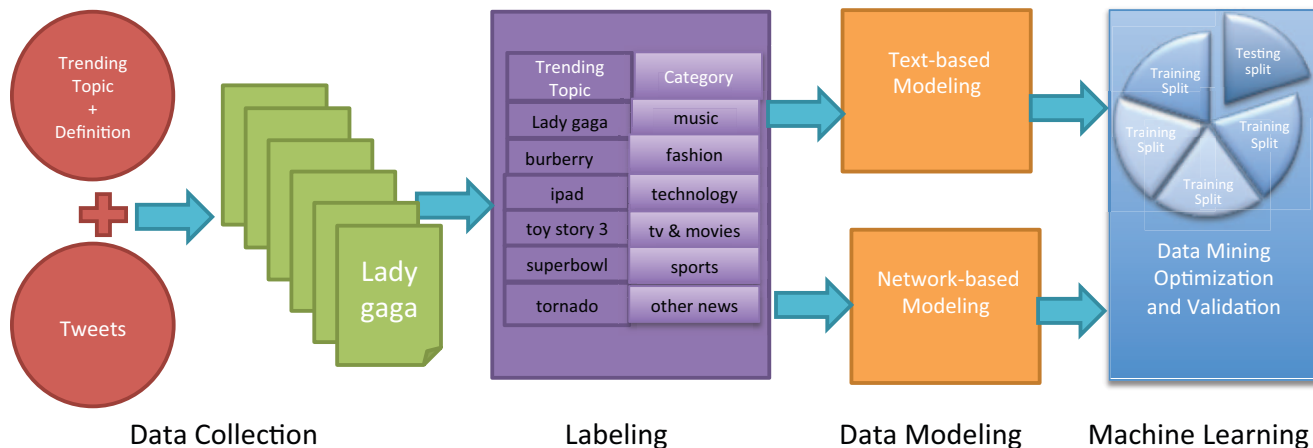


Figure 2. System Architecture. The proposed classification system consists of four stages: (1) Data Collection stage - trending topic, topic definition and tweets are downloaded to compose a document; (2) Labeling stage - over 3000 topics are manually labeled into 18 general classes; (3) Data Modeling stage - (i) Text-based Modeling stage - documents are run through a *string-to-word vector* kernel and converted to tokens with tf-idf weights (ii) Network-based Modeling stage - for each trending topic, 5 most similar topics are computed; (4) Machine Learning stage - various classification schemes are applied using 10-fold cross validation to find the best classifier.

al. [16] classified movie reviews determining whether a review is positive or negative. But none of these classify twitter trending topics.

III. DATA AND METHODS

As shown in Figure 2, the proposed classification system consists of four stages: Data Collection, Labeling, Data Modeling, and Machine Learning. In our experiments, we use two data modeling methods: (1) Text-based data modeling; and (2) Network-based data modeling.

A. Data Collection

The website *What the Trend* provides a regularly updated list of ten most popular topics called “trending topics” from Twitter. A trending topic may be a breaking news story or it may be about a recently aired TV show. The website also allows thousands of users across the world to define, in a few short sentences, why this term is interesting or important to people, which we refer to as “trend definition” in the paper. The Twitter API³ allows high-throughput near real-time access to various subsets of public Twitter data. We downloaded trending topics and definitions every 30 minutes from *What the Trend* and all tweets that contain trending topics from Twitter while the topic is trending. All the tweets containing a trending topic constitutes a document. For example, while the topic “superbowl” is trending, we keep downloading all tweets that contain the word “superbowl” from Twitter, and save the tweets in a document called “superbowl”. In case a tweet contains more than two trending topics, the tweet is saved in all relevant documents. For example, if a tweet contains two trending topics “superbowl” and “NFL”, the same tweet is

³<https://dev.twitter.com/>

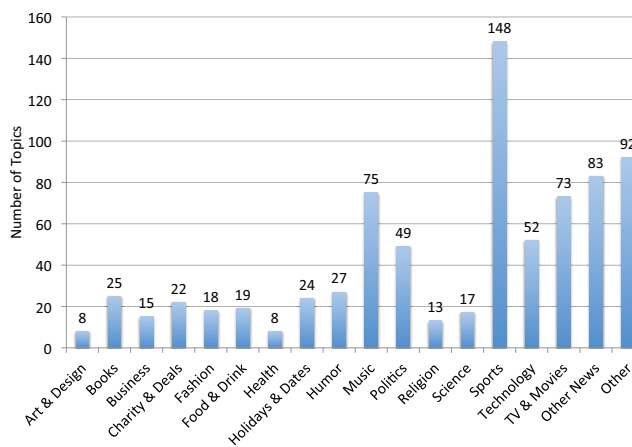


Figure 3. Distribution of 768 topics across 18 classes. The *sports* category had the highest number of topics (19.3%), followed by *other* category (12%). Except for categories *other news*, *tv & movies*, and *music*, all other categories contained less than 6.8% of topics.

saved into two documents called “superbowl” and “NFL”. From 23000+ trending topics that we have downloaded since February 2010, we randomly selected 768 topics as our dataset.

B. Labeling

We identified 18 classes for topic classification. The classes are *art & design*, *books*, *charity & deals*, *fashion*, *food & drink*, *health*, *humor*, *music*, *politics*, *religion*, *holidays & dates*, *science*, *sports*, *technology*, *business*, *tv & movies*, *other news*, and *other*. Since twitter is a primary source of news or information, the news related to political



Figure 4. Trending topics in class *technology*.

events are classified as politics. If the topic is about news that is not in any of the categories, it is classified as *other news*. If the trend definition or tweet text is gibberish or if it is in a language other than English, then we classify the topic as *other* category. The data was labeled by reading topic’s trend definition and few tweets.

We used two annotators to label all topics. In case of disagreement, a third annotator intervened. For the labeling task, a random sample of 1000 topics was selected. From the 1000, we narrowed the data set down to 768 topics for mainly two reasons. First, the topic had no trend definition. Second, the third annotator could not finalize the label. For each of the 768 topics in our dataset, its five most similar topics were also labeled, which are required for the network-based modeling as described in Section III-C2. We ended up manually labeling 3005 topics because some of the similar topics were common to more than one topic. Figure 8 shows the web-interface we deployed for the labeling task.⁴

The distribution of data over the 18 classes is provided in Figure 3. The *sports* category had the highest number of topics (19.3%), followed by *other* category (12%). Except for categories *other news*, *tv & movies*, and *music*, all other categories contained less than 6.8% of the topics. Figure 4 shows examples of trending topics that were classified as *technology*.

C. Data Modeling

1) *Text-based Data Modeling*: In order to use text-based document models, the data which comprises of topic’s trend definition, tweets and label is processed in two stages. In the first stage, for each topic, a document is made from trend definition and varying number of tweets (30, 100, 300, and 500). From the document text, all tokens with hyperlinks are removed. This document is then assigned a label corresponding to the topic. In the next stage, the document is run through a *string-to-word vector* kernel, which consists of two components. The first component is the tokenizer that removes delimited characters and stop words to give the words in the document. Due to limitations of tweet size (140 characters) stipulated by Twitter, overtime

⁴<http://pulse.eecs.northwestern.edu/trendingtopic/>

specialize vocabulary (lingo) has formed and is commonly used by the users when tweeting. For e.g. BR is acronym used for conveying *Best Regards*. We used a customized stop words list catered to Twitter lingo⁵. The second component transforms the tokens into tf-idf (term frequency–inverse document frequency) weights [2]. The tf-idf measure allows us to evaluate the importance of a word(term) to a document. The importance is proportional to the number of times a word appears in the document but is offset by the frequency of the word in the document. Thus tf-idf is used to filter out common words. For the experiment we use top 500 and 1000 frequent terms per category. For each of the 18 labels, top most frequent words with their tf-idf weights are used to build the dataset for machine learning in the next step.

2) *Network-based Data Modeling*: As an alternate to text-based data modeling, in network-based data modeling, we use Twitter specific social network information. An interesting aspect of Twitter network structure is that a linkage indicates common interest between two users and is directed and asymmetric. User A can freely choose to follow user B without B’s consent and B does not necessarily have to follow A.

We use the algorithm from User Similarity Model [3] to find five most similar topics for trending topic X. User similarity is a metric that denotes the similarity among the users commenting on topics t_i and t_j . Topic-specific influential users are computed using a variant of Weighted Page Rank Algorithm [4] and Twitter social network information such as tweet time, number of tweets made on a topic, and friend-follower relationship. Then, using the number of common influential users between two topics, most similar topics are calculated. The user similarity model assumes that if there is significant overlap among users generating tweets on two topics, then it implies a close relationship between the topics. For example, if a higher number of users who tweet about topic t_a also tweet about topic t_b than they do about topic t_c , then the topics t_a and t_b are more closely related than topics t_a and t_b and can be computed as follows:

$$user_similarity(t_i, t_j) = \frac{|U_{influencer_{t_i}}^s \cap U_{influencer_{t_j}}^s|}{s} \quad (2)$$

where $U_{influencer_{t_i}}^s$ is the set of top s influencers of topic t_i .

Network-based data modeling uses the class of similar topics that are manually labeled in section III-B to predict the class of topic X. Although the User Similarity model captures different dimensions of similarity such as temporal and geographical, our assumption is that majority of the similar topics will fall into the same category as the target topic and hence we can predict the category of target topic using the categories of its similar topics.

⁵<http://www.twithawk.com/>

Table I
5 MOST SIMILAR TOPICS OF TOPIC “MACBOOK” IN CLASS *technology*.

Similar Topic Y	Class of Topic Y	No. of Common Influential Users between Topic X and Topic Y
iwork	technology	11
magic trackpad	technology	11
#landsend	charity & deals	11
apple ipad	technology	11
mobileme	technology	10

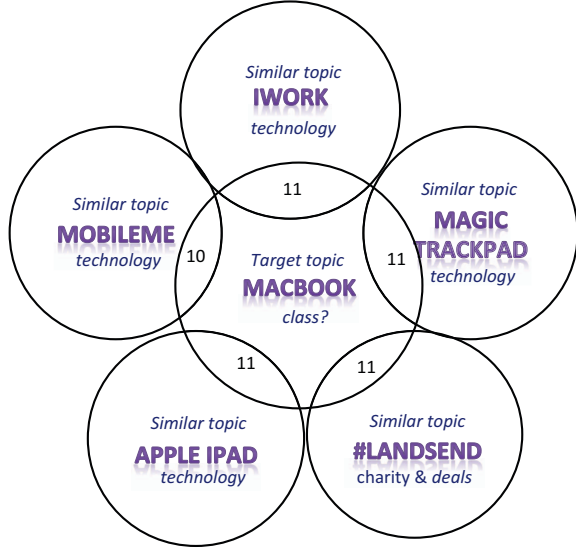


Figure 5. Trending topic “macbook” and its 5 similar topics “iwork”, “magic trackpad”, “#landsend”, “apple ipad” and “mobileme”. All similar topics of topic “macbook” were classified as *technology* except “#landsend”, which was classified as *charity & deals*.

Table I and Figure 5 show an example of the topic “macbook”, its five most similar topics, and number of common influential users between topic “macbook” and its similar topics. Trending topic “macbook” is classified as *technology* by manual labeling, and its five most similar topics (“iwork”, “magic trackpad”, “#landsend”, “apple ipad” and “mobileme”) are manually labeled as *technology*, *technology*, *charity & deals*, *technology*, *technology*. The numbers in Fig. 5 indicate the number of common influential users who tweeted about both “macbook” and its similar topic.

The resulting data for machine learning in this case consists of 768 rows and 19 columns. Each row represents a trending topic. 18 columns represent 18 classes and the last column represents the class label. Since topic “macbook” has four similar topics in *technology*, sum of four values of common influential users corresponding to its similar topics in *technology* ($11+11+11+10=43$) becomes the value for row “macbook” and column *technology* in the table. And the value corresponding to its similar topic #landsend becomes the value for row “macbook” and column *charity & deals*.

D. Machine Learning

The 2 datasets constructed as a result of the two approaches in the Data Modeling stage are used as inputs to machine learning stage. We built predictive models using various classification techniques and selected the ones that resulted in the best classification accuracy. The experimental results are discussed in next section.

IV. EXPERIMENTS AND RESULTS

For our experiments, we used popular tools such as WEKA [17] and SPSS modeler [18]. WEKA is a widely used machine learning tool that supports various modeling algorithms for data preprocessing, clustering, classification, regression and feature selection. SPSS modeler is another popular data mining software with unique graphical user interface and high prediction accuracy. It is widely used in business marketing, resource planning, medical research, law enforcement and national security. In all experiments, 10-fold cross-validation was used to evaluate the classification accuracy. The ZeroR classifier was used to get a baseline accuracy, which simply predicts the majority class.

A. Text-based classification

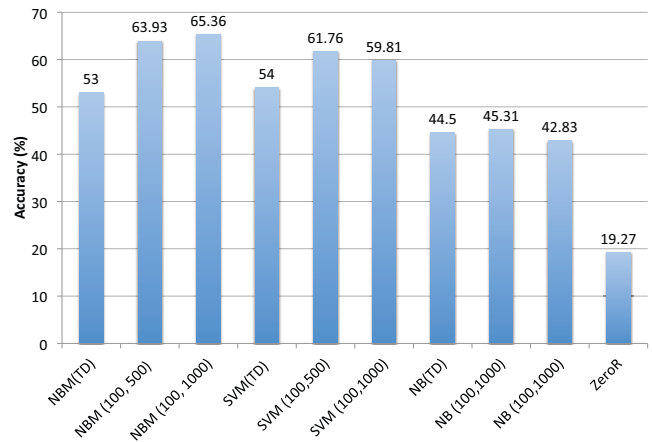


Figure 6. Text-based accuracy comparison over different classification techniques. TD represents the trend definition. Model(x,y) represents classifier model used to classify topics, with x number of tweets per topic and y top frequent terms. NBM(100,1000) gives best classification accuracy (65.36%), which is 3.4 times higher than accuracy using ZeroR baseline classifier (19.27%).

Using Naive Bayes Multinomial (NBM), Naive Bayes (NB), and Support Vector Machines (SVM-L) with linear kernels classifiers, we find that the accuracy of classification is a function of number of tweets and frequent terms. Fig. 6 presents the comparison of classification accuracy using different classifiers for text-based classification. TD represents the trend definition. Model(x,y) represents classifier model used to classify topics, with x number of tweets per topic and y top frequent terms. For example, NB(100,1000) represents the accuracy using NB classifier with 100 tweets per topic and 1000 most frequent terms (from text-based modeling result).

NB model always provides lower accuracy over NBM model because it models the word counts and adjusts the underlying calculations. SVM-L performs better than NB but has slightly lower accuracy compared to NBM. If only trend definition is used, irrespective of the most frequent word terms, the accuracy is much lower for all three classifiers compared to using trend definition plus tweets. The experimental results suggest that NBM classifier using text from trend definition, 100 tweets, and a maximum of 1000 word tokens per category gives the best accuracy of 65.36%.

B. Network-based classification

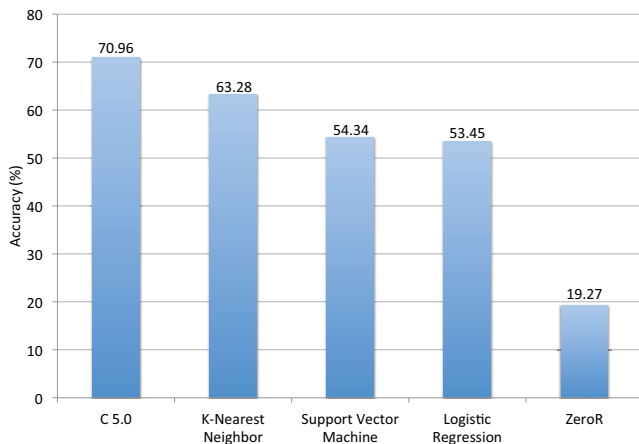


Figure 7. Network-based accuracy comparison over different classification techniques. C5.0 decision tree classifier gives best classification accuracy (70.96%), which is 3.68 times higher than accuracy using ZeroR baseline classifier (19.27%).

Fig.7 presents the comparison of classification accuracy using different classifiers for network-based classification. Clearly, C5.0 decision tree classifier gives best classification accuracy (70.96%) followed by k-Nearest Neighbor (63.28%), Support Vector Machine (54.349%), Logistic Regression (53.457%). C5.0 decision tree classifier achieves 3.68 times higher accuracy compared to the ZeroR baseline classifier. The 70.96% accuracy is very good considering that we categorize topics into 18 classes. To the best of our knowledge, the number of classes used in our experiment

is much larger than the number of classes used in any earlier research works (two-class classification is the most common).

V. CONCLUSION

In this paper, we used two different classification schemes for Twitter trending topic classification. Apart from using text-based classification, our key contribution is the use of social network structure rather than using just textual information, which can be often noisy given in the context of social media such as Twitter due the heavy use of Twitter lingo and the limit on the number of characters that users are allowed to generate for their messages. Our results show that network-based classifier performed significantly better than text-based classifier on our dataset. Considering tweets are not as grammatically structured as regular document texts, text-based classification using Naive Bayes Multinomial provides fair results and can be leveraged in cases where we may not be able to perform network-based analysis.

In our future work, we would like to integrate text-based classification using Naive Bayes Multinomial (NBM) and network-based classification. The idea would be to integrate these two classifiers such that if we have all five similar topics classified then use network-based classification otherwise use text-based classification. During our experiments we found some topics could fall under more than one category. For example, news about a famous actor’s biography would fall under *tv & movies* and *books*. Hence, we would also like to explore the use of multiple labels in categorization.

ACKNOWLEDGMENT

We thank Christopher Moran for helping us in designing the web-interface for labeling trending topics. This work is supported in part by NSF award numbers CCF-0621443, OCI-0724599, CCF-0833131, CNS-0830927, IIS-0905205, OCI-0956311, CCF-0938000, CCF-1043085, CCF-1029166, and OCI-1144061, and in part by DOE grants DE-FC02-07ER25808, DE-FG02-08ER25848, DE-SC0001283, DE-SC0005309, and DE-SC0005340.

REFERENCES

- [1] MarketingGum, <http://www.marketinggum.com/twitter-statistics-2011-updated-stats/>.
- [2] C. D. Manning, P. Raghavan, and H. Schtze, *Introduction to Information Retrieval*. New York, NY, USA: Cambridge University Press, 2008.
- [3] R. Narayanan, “Mining Text for Relationship Extraction and Sentiment Analysis,” Ph.D. dissertation, 2010.
- [4] W. Xing and A. Ghorbani, “Weighted pagerank algorithm,” 2004.
- [5] J. Quinlan, “Improved use of continuous attributes in c4.5,” *Arxiv preprint cs/9603103*, 1996.

- [6] D. Aha, D. Kibler, and M. Albert, "Instance-based learning algorithms," *Machine learning*, vol. 6, no. 1, pp. 37–66, 1991.
- [7] N. Cristianini and J. Shawe-Taylor, *An introduction to support Vector Machines: and other kernel-based learning methods*. Cambridge Univ Pr, 2000.
- [8] S. Le Cessie and J. Van Houwelingen, "Ridge estimators in logistic regression," *Applied Statistics*, pp. 191–201, 1992.
- [9] B. Sriram, D. Fuhry, E. Demir, H. Ferhatosmanoglu, and M. Demirbas, "Short text classification in twitter to improve information filtering," in *Proceeding of the 33rd international ACM SIGIR conference on Research and development in information retrieval*, 2010, pp. 841–842.
- [10] Y. S. Yegin Genc and J. V. Nickerson, "Discovering context: Classifying tweets through a semantic transform based on wikipedia," in *Proceedings of HCI International*, 2011.
- [11] S. Kinsella, A. Passant, and J. G. Breslin, "Topic classification in social media using metadata from hyperlinked objects," in *Proceedings of the 33rd European conference on Advances in information retrieval*, 2011, pp. 201–206.
- [12] J. Sankaranarayanan, H. Samet, B. E. Teitler, M. D. Lieberman, and J. Sperling, "Twitterstand: news in tweets," in *Proceedings of the 17th ACM SIGSPATIAL International Conference on Advances in Geographic Information Systems*, 2009, pp. 42–51.
- [13] S. R. Yerva, Z. Miklós, and K. Aberer, "What have fruits to do with technology?: the case of orange, blackberry and apple," in *Proceedings of the International Conference on Web Intelligence, Mining and Semantics*, 2011.
- [14] M. N. Hila Becker and L. Gravano, "Beyond trending topics: Real-world event identification on twitter," in *Proceedings of AAAI*, 2011.
- [15] A. Go, R. Bhayani, and L. Huang, "Twitter sentiment classification using distant supervision," 2009.
- [16] B. Pang, L. Lee, and S. Vaithyanathan, "Thumbs up?: sentiment classification using machine learning techniques," in *Proceedings of the ACL-02 conference on Empirical methods in natural language processing-Volume 10*. Association for Computational Linguistics, 2002, pp. 79–86.
- [17] Weka 3: Data Mining Software in Java, <http://www.cs.waikato.ac.nz/ml/weka/>.
- [18] IBM SPSS Modeler, <http://www-01.ibm.com/software/analytics/spss/products/modeler/>.

Twitter Trending Topic Classification

Trending Topics related to superbowl

Please read trending topic definition and a few tweets before you vote!!!

superbowl

Held in Dallas this year. And it's just around the corner NFL playoffs start in 2 weeks,.

Vote on Category

- | | |
|--|-----------------------------------|
| <input type="radio"/> Art & Design | <input type="radio"/> Books |
| <input type="radio"/> Charity & Deals | <input type="radio"/> Fashion |
| <input type="radio"/> Food & Drink | <input type="radio"/> Health |
| <input type="radio"/> Humor | <input type="radio"/> Music |
| <input type="radio"/> Other News | <input type="radio"/> Other |
| <input type="radio"/> Politics | <input type="radio"/> Religion |
| <input type="radio"/> Holidays & Dates | <input type="radio"/> Science |
| <input type="radio"/> Sports | <input type="radio"/> Technology |
| <input type="radio"/> Business | <input type="radio"/> TV & Movies |

Similar Topics: [aints](#), [mike vick](#), [cowgirls](#), [more topics...](#)

aints

This is because of the Falcons/Saints MNF game. "Aints" is a trash-talking derogatory term for the NO Saints.

Vote on Category

Similar Topics: [falcons](#), [saints](#), [moss](#), [more topics...](#)

mike vick

Mike Vick is the Quarterback for the Philadelphia Eagles. People often tweet about him during Eagles games.

Vote on Category

Similar Topics: [mcnabb](#), [grossman](#), [kitna](#), [more topics...](#)

cowgirls

Jealous people hate on the Cowboys.

Vote on Category

Similar Topics: [reggie bush](#), [mike vick](#), [aints](#), [more topics...](#)

roddy white

He is a wide receiver for the Atlanta Falcons.

Vote on Category



Recent Tweets on superbowl

- @newperspectives nothing from a game, or that says superbowl. nfl owns all of that.
- @justincwestcott You can come over to my house I think ill do some B-B-Q and have superbowl on our 50"
- @SaintEphanie For a chance to win a signed Weird Al CD, follow @202friends for details on Sundays Twitter Trivia Superbowl Party! RT
- praying this snow bypass us spent too much money on this superbowl party for the damn snow to fuck it up!
- Sooo much fun! RT @erikagarrett: All of these Miami tweets are reminding me how fun it was when the SuperBowl was in AZ 2 years ago
- lookin forward to sundat night superbowl! Go Saints!
- Yes you will RT @pigtailsflying I think I am going to go shopping during the Superbowl. I figure I'll have the store all to myself. #gocolts
- RT @iamdriller: Focus on the Fetus: Katha Politt on Superbowl ad, via @thenation & @abortionfunds http://bit.ly /97u0Qn #prochoice
- #superbowl #superbowl #superbowl #superbowl #superbowl
- @lastreet sunday is of course the Superbowl. 2mrw I don't have anything planned as of yet.
- @nikovar For a chance to win a signed Weird Al CD, follow @202friends for details on Sundays Twitter Trivia Superbowl Party! RT
- So ma weekend os gonna be dumb fucked by tha snow....gotta get some #tt's on deck 4 tha night until Superbowl time
- @sonofbum Saints will win this year and NEXT YEAR THE COWBOYS WILL WIN! I want 2 c the boys host the superbowl & win in Big D!
- alguem sabe q hrs e em quais canais vo passar o SUPERBOWL???
- Wishing all of my friends an incredible weekend! What fun things are you doing and what team are you rooting for in the Superbowl?

[previous](#) [1](#) [2](#) [3](#) [4](#) [5](#) [6](#) [7](#) [8](#) [9](#) ... [8341](#) [8342](#) [next](#)

[About](#) - [Ranking](#) - [Feedback](#) - [About Us](#)

Figure 8. Screenshot of web interface deployed for manual labeling. Annotators read the trend definition and tweets before labeling trending topics as one of the 18 classes.